


Air Blowers.....304
Convection Heaters.....306
Fan Accessories.....306
Fans305

Forced Air Heaters307,308
Heating Cables & Insulation.....306
Infrared & Radiant Heaters308
Refrigeration Regulators & Charging Hoses306



 **Airmaster Fan Company**

Portable Belt Drive Mancoolers

Features:

• Guards, Propellers and barrel epoxy coated

Phase: Single

Voltage: 115 V

Total No. of Conductors: 3

Wheel Material: Steel w/Rubber Tires

No. of Blades: 3

Power Capacity: 1/2 hp

No. of Speeds: 2

Flow: 5,300 CFM; 7,800 CFM

Speed: 450 rpm; 660 rpm

Cord Length: 10 ft

Control Type: Rocker Switch

Blade Material: Aluminum



SKU	Blade Size	Width	Height	Wt.
063-70005	36 in	38 in	14 in	12 lb

No. of Blades: 3

Power Capacity: 1/2 hp

No. of Speeds: 2

Flow: 8,000 CFM; 14,000 CFM

Speed: 400 rpm; 540 rpm

Cord Length: 10 ft

Control Type: Rocker Switch

Blade Material: Aluminum

SKU	Blade Size	Width	Height	Wt.
063-60002	42 in	45 in	46 in	12 lb

No. of Blades: 4

Power Capacity: 1 hp

No. of Speeds: 1

Flow: 17,173 CFM

Speed: 385 rpm

Cord Length: 12 ft

Control Type: Switch

Blade Material: Steel

SKU	Blade Size	Width	Height	Wt.
063-60019	48 in	51 in	52 in	165 lb

Portable Direct Drive Mancoolers

Features:

• Guards, barrel, mountings epoxy coated

Phase: Single

Power Capacity: 1/2 hp

Fan Type: Swivel

Voltage: 115 V

Speed: 600 rpm; 830 rpm

No. of Speeds: 2

Flow: 8,090 CFM; 11,200 CFM

Control Type: Pull Chain Switch


Includes: 1/16 in. x 12 ft. Safety Cable; Ceiling Mount; Hanging Mount; Portable Barrel Stand; Wall Mount



SKU	Blade Size	Width	Height	Wt.
063-60471	36 in	38 in	15 in	118 lb



Direct Drive Portable Blowers



Features:

• Ball bearing, permanently lubricated, PSC type motor with rocker switch on powder coated 20 ga. steel fan housing

• Powder coated spiral steel wire guards - front & rear

• Permanently lubricated

Phase: Single

Fan Type: Standard

Cable Marking: SJT

Total No. of Conductors: 3

Cord Length: 15 ft

Wheel Dia: 8 in

Wheel Material: Rubber

Blade Material: Steel

Mounting: Pedestal w/Wheels

Blade Size: 36 in

Power Capacity: 1/3 hp

Flow: 9,000 CFM - 12,500 CFM

Control Type: On/Off - 2 Speed

SKU	Current @ Voltage	Speed	Wt.
737-PB36-D	2.5 A @ 120 VAC	1,050 rpm	82 lb

Blade Size: 42 in

Power Capacity: 1/2 hp

Flow: 15,600 CFM

Control Type: On/Off

SKU	Current @ Voltage	Speed	Wt.
737-PB42-D	7.9 A @ 120 VAC	1,050 rpm	102 lb



Commercial Air Circulators

Features:

- Totally enclosed air over ball bearing motor

Test & Approvals: UL/CUL Listed

Voltage: 115 V

Phase: Single

Includes: Cord & 3 Prong Plug

Mounting: Wall/Ceiling Mounts

Power Capacity: 1/4 hp

Flow: 2,700 CFM; 4,400 CFM; 6,100 CFM

Speed: 600 rpm; 800 rpm; 1,100 rpm

Includes: Safety Cable

SKU	Height	Length	Width	Wt.
Fan Type: Non-Oscillating				
063-71584	8 in	28 in	35 in	82 lb
Fan Type: Oscillating				
063-71581	8 in	45 in	34 in	95 lb
Fan Type: Non-Oscillating				
063-71586	7 in	33 in	41 in	87 lb



Industrial Floor Fans

Features:


- Permanently lubricated
- Totally enclosed motor
- Double locking chrome plated guards

Mounting: Floor

Current @ Voltage: 2.2 A @ 120 VAC

Cord Length: 10 ft

Control Type: On/Off - 3 Speed



SKU	Blade Size	Power Capacity	Length	Width	Wt.
737-F-18-TE	18 in	1/8 hp	2 1/2 in	2 1/2 in	2 lb

Mounting: Adjustable Pedestal Mount

Power Capacity: 1/4 hp

Flow: 2,700 CFM; 4,400 CFM; 6,100 CFM

Speed: 600 rpm; 800 rpm; 1,100 rpm

Extended Height [Min]: 5 ft

Extended Height [Max]: 8 ft

SKU	Height	Length	Width	Wt.
Fan Type: Non-Oscillating				
063-71572	7 in	28 in	28 in	42 lb
Fan Type: Oscillating				
063-71582	8 in	33 in	33 in	57 lb
Fan Type: Non-Oscillating				
063-71573	7 in	33 in	33 in	49 lb



Unassembled Circulators

Features:

- Totally enclosed ball bearing motor with pull chain switch
- Chrome plated double locking steel wire guards
- Oscillating models sweep horizontally in a 90° arc or can be locked in a fixed position

Phase: Single

Power Capacity: 1/4 hp

Fan Type: Stationary

Cord Length: 12 ft

Control Type: On/Off - 2 Speed

Includes: Fan Head; Mount



Blade Size: 30 in

Mounting: Pedestal

Flow: 6,000 CFM - 7,900 CFM

Extended Height: 4 1/2 ft - 7 ft

SKU	Length	Width	Wt.
737-ACU30-P	33 1/2 in	14 1/2 in	78 lb

Mounting: Wall

Flow: 6,000 CFM - 7,900 CFM

SKU	Length	Width	Wt.
737-ACU30-W	33 1/2 in	14 1/2 in	49 lb

High Velocity Low Stand Fans

Features:

- 4 position easy reach switch
- Totally enclosed ball bearing motor
- Nickel chrome propellers

Voltage: 115 V

Phase: Single

Power Capacity: 1/8 hp

Speed: 1,180 rpm; 1,350 rpm; 1,600 rpm

Fan Type: Swivel

Flow: 3,346 CFM; 3,824 CFM; 4,550 CFM

Total No. of Conductors: 3

Cord Length: 10 ft



Work Station Fans

Features:

- All metal Construction
- Totally enclosed motor, sleeve bearing, permanently lubricated, pull chain

Flow: 3,200 CFM - 5,750 CFM


Current @ Voltage: 2.2 A @ 120 VAC

Power Capacity: 1/8 hp

Total No. of Conductors: 3


Cord Length: 10 ft

Control Type: On/Off - 3 Speed



SKU	Blade Size	Height	Length	Width	Wt.
063-78984	18 in	22 in	23 in	8 1/4 in	25 lb

SKU	Blade Size	Height	Length	Wt.	Width
737-U-18-TE	18 in	21 1/2 in	1 1/2 in	2 lb	2 1/2 in



Assembled Circulator Fan Heads

Features:

- Permanently lubricated
- Totally enclosed ball bearing motor with pull chain switch
- Chrome plated double locking steel wire guards
- Can be used with any of the TPI industrial mounts

Amps: 3.2 A

Input Voltage: 120 VAC

Power Capacity: 1/3 hp

Phase: Single

Control Type: On/Off - 2 Speed


Cord Length: 12 ft

Total No. of Conductors: 3

Bearing Type: Ball

Blade Material: Aluminum

Color: Gray



SKU	Blade Size	Height	Width
737-IHP24-H	24 in	14 1/2 in	27 in



REB Series Purging/Testing Regulators

Features:

- KEL-FTM seat assembly withstands high service pressures
- Durable tee handles

Gas Type: Nitrogen

Gauge Size: 2 in

Flow Cap.: 1,500 SCFH

Inlet Connection: CGA 580

Outlet Connection: 1/4 in. SAE Flare

Body Material: Machined Brass

Filter Material: Sintered



SKU	Length	Width	Height
312-REB-7-5AC	5.888 in	3.643 in	4.219 in

WRAP-ON CO., INC.

Pipe Guard Connector Kits

Features:

- Connector kit for use with Pipe-Guard cable
- Featuring Wrap-On performance monitor technology

SKU	Voltage
347-35500	120 V



Pipe Guard Self Regulating Cables

Features:

- Simply cut the length of cable needed from our handy reel, add the PIPE-GUARD plug and lighted end cap and install
- The self-regulating cable design reacts to changes in temperature along the entire length of the cable, generating just the right amount of heat needed in each spot



SKU	Voltage	Wt.
347-35100	120 V	0.05 lb
347-35300	120 V	0.04 lb

Pipe Heating Cables

Features:

- Help protect your cold water and hot water pipes from freezing
- This cable has a grounded safety plug
- It is the considered one of the best solutions for safeguarding water pipes in cold climates

Includes: Thermostat



SKU	Voltage	Color
347-31006	120 V	Blue
347-31013	120 V	Yellow
347-31018	120 V	Red
347-31024	120 V	Green

Pipe Insulation Wrap

Features:

- Pipe insulation wrap can be used to keep cold water pipes from sweating or with heat tape (not included), hot water pipes from freezing
- This insulation wrap is high in tensile strength for easy installation and features a vapor seal wrap

Thickness: 1/2 in

Material: Fiberglass



SKU	Trend Description
347-16503	W040 1/2"X3"X35' FIBER GLASS INSULATION
347-16506	W0J40 1/2"X6"X35' FIBERGLASS INSULATION



Portable Convection Heaters

Features:

- Heater shuts off with loss of flame, sturdy base prevents tip-overs
 - Push-button pilot light ignition
 - Adjustable, economical, and clean burning
 - 360° direction heat
 - No electricity required
- Tank Size:** 100 lb
Fuel Type: Propane



SKU	Working Area	Run Time	Wt.
373-HS200CV	4,700 sq. ft.	29 h	27 lb

Mr. Heater® Portable BIG Buddy Heaters



Features:

- Ergonomic easy-carry handle
- Low oxygen shut-off pilot safety system for indoor & outdoor use
- Large four-position heat level control knob with built-in Piezo starter
- Integrated hot air blower venting system
- Attached swing-open doors with swivel-out mount for easy cylinder installation
- Dual ceramic burner tiles with shock absorbing floating insulation
- High-temperature coated safety wire guard
- Key shaped rear-mounting holes for wall mounting
- Built-in tip over shut-off switch

Output Power (Btu/h): 4,000; 9,000; 18,000

Fuel Type: Propane

Usage: (1) 1 lb. Cylinder: 1.5 to 6 hrs;
 (2) 1 lb. Cylinders: 3 to 12 hrs;
 (2) 20 lb. Cylinders: 50 to 220 hrs

SKU	Height	Width	Length
373-MH18B	17 1/2 in	10 in	17 in

Portable Diesel Direct-Fired Heaters



Features:

- Built-in oil burner
- Electronic flame-control system
- Safety overheat thermostat and pressure switch
- Outlet for remote thermostat
- Stainless steel heat exchanger
- Pre-heated oil filter

Fuel Type: Diesel/Kerosene/#1-2 Fuel Oil

Voltage: 115 V

Height: 39 in

Width: 27 in

Working Cap.: 360,000

Btu Consumption: 2.83 gal/h

Flow: 2,500 CFM

SKU	Working Area	Tank Cap.	Length	Wt.
373-HS3500DF	75,000 sq. ft.	27.7 gal	66 in	222.7 lb

Working Cap.: 610,000

Btu Consumption: 4.4 gal/h

Flow: 2,800 CFM

SKU	Working Area	Tank Cap.	Length	Wt.
373-HS6000DF	114,000 sq. ft.	35.6 gal	76 in	246.7 lb



Portable Kerosene Forced Air Heaters



Features:

- Heater shuts off with the loss of flame or power supply
- Heavy duty, high output fan
- Rugged, durable steel construction

Fuel Type: Kerosene

Tank Cap.: 4 gal

Consumption: 0.38 gal/h

Run Time: 11 h

SKU	Output Power	Working Area	Wt.
373-HS50K	50,000 Btu/h	1,200 sq. ft.	36 lb

Features:

- Built-in thermostat with 6-function LED diagnostics, lighted on/off switch, fuel gauge, air pressure gauge, cord wrap, Easy-off gas cap, Oversized pneumatic wheels

Tank Cap.: 14 gal

Consumption: 1.6 gal/h

Run Time: 8 h

SKU	Output Power	Working Area	Wt.
373-HS210KT	210,000 Btu/h	6,000 sq. ft.	82 lb

Features:

- Built-in thermostat with 6-function LED diagnostics, lighted on/off switch, fuel gauge, air pressure gauge, cord wrap, Easy-off gas cap, solid rubber wheels

Tank Cap.: 14 gal

Consumption: 1.15 gal/h

Run Time: 10 h

SKU	Output Power	Working Area	Wt.
373-HS175KT	175,000 Btu/h	4,250 sq. ft.	76 lb

Tank Cap.: 14 gal

Consumption: 0.77 gal/h

Run Time: 15 h

SKU	Output Power	Working Area	Wt.
373-HS125KT	125,000 Btu/h	3,000 sq. ft.	69 lb



Portable Propane/Natural Gas Forced Air Heaters

Features:

- Heater shuts off with the loss of flame or power supply
- Rugged, durable steel construction

Fuel Type: Propane

Voltage: 115 V

Frequency: 60 Hz

Includes: Regulator

Features:

- Automatic solid state ignition

Output Power: 250,000 Btu/h - 400,000 Btu/h

Tank Size: 100 lb

Consumption: 1,400 CFM

Amps: 4 A

Includes: 1/4 in x 20 ft Hose



SKU	Working Area	Run Time	Wt.
373-HS400FAVT	9,000 sq. ft.	17 h	47 lb

Output Power: 125,000 Btu/h - 170,000 Btu/h

Tank Size: 100 lb

Consumption: 450 CFM

Amps: 4 A

Includes: 3/8 in x 20 ft Hose

SKU	Working Area	Run Time	Wt.
373-HS170FAVT	4,000 sq. ft.	17 h	32 lb

Features:

- Continuous ignition

Output Power: 75,000 Btu/h - 125,000 Btu/h

Tank Size: 40 lb

Consumption: 350 CFM

Amps: 3 A

Includes: 3/8 in x 20 ft Hose

SKU	Working Area	Run Time	Wt.
373-HS125FAV	3,000 sq. ft.	11 h	23 lb



Portable Electric Heaters

Features:

- 2-Heat
- Fan only setting
- Temp control thermostat
- Tip over safety switch
- Automatic reset limit control
- Thermal cut-off device

Phase: Single

Cord Length: 6 ft

Cord Type: 3-Conductor



SKU	Height	Depth	Length
737-188TASA	16 in	9 1/2 in	9 1/2 in

Portable Electric Salamanders

Features:

- Safety yellow heater enclosure with safety screens on both air intake and output openings
- High-limit thermal cutout switch with automatic reset
- Switch for fan only operation
- Magnetic contactor
- Automatic reset

Working Cap.: 51,195 Btu

Voltage: 480 V

Phase: Three

Amps: 18 A

Wheel Dia: 10 in



SKU	Watts	Flow	Wt.
737-FES-1548-3E	15 kW	800 CFM	60 lb



Portable Propane Radiant Heaters

Features:

- Heats radiantly, with no loss of heat to the air
- Reaches full output in seconds
- No electricity required
- Fully assembled, ready for use
- No noisy, annoying blowers
- Hi-medium-low regulator and soft nose P.O.L.
- Electronic spark ignition
- Single safety shutoff
- Tank (Not Included)

Tank Size: 20 lb

Fuel Type: Propane



SKU	Run Time	Run Time
Output Power: 10,000 Btu/h; 12,000 Btu/h; 15,000 Btu/h		
373-MH15T	28 h	43 h
Output Power: 10,000 Btu/h; 30,000 Btu/h		
373-MH30T	14 h	43 h

Portable Radiant Heaters

Features:

- Heater shuts off with loss of flame or if tipped over (tip over switch only on HS35LP)
- Piezo push button ignition
- Heats objects not air
- No electricity required
- Quiet operation - no blowers

Test & Approvals: CSA certified

Includes: Hose; Regulator



SKU	Tank Size	Run Time
Natural Gas		
373-HS125N	100 lb	17 h
Propane		
373-HS125LP	100 lb	17 h